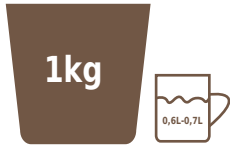


Dry mixtures based on perlite


Instructions for use




Pre-pour 0.6 litres of water per 1 kilogram of mixture into an empty container, depending on the size/weight of the bag.




Open a bag and place it in the container.




Start stirring with a mixer at no more than 600 rpm for 2 minutes until a homogeneous mass is obtained.



To check the quality, take a small amount of the mixture with the appliance and turn the appliance over. If the mass stays on/stays on the instrument, the mixture is ready.



If necessary, add a small amount of water. Do not liquefy the mass.



When the mixture is 100% mixed with water, let it stand for 5 minutes and the mixture is ready to use.

Note: Before starting plastering works it is necessary to wash the surface with water to remove dust and mechanical particles.



 info@perlite.pt

 www.perlite.pt